

# Object Detection

HRITIK BAKSHI

## Abstract

Productive and accurate detection of objects has been an important theme in the computer vision frameworks forward. The exactness for target recognition has grown dramatically with the introduction of fundamental learning strategies. The task plans to fuse object discovery best in class procedure with the goal of achieving high precision with an ongoing presentation. A major challenge in a substantial number of the architectures for article recognition is the dependence on other computer vision approaches to assist the deep learning-based approach, which triggers mild and nonideal implementation. In this project, we use an in-depth learning-based approach to dealing with the problem of object detection in a beginning to finish format. The program is trained on the most developed currently accessible dataset (PASCAL VOC), on which each year a task to object detection is driven. The following structure is fast and specific, thereby helping those applications that involve exploration of artifacts. Here we propose an application that can be used to recognize different kinds of items such as human articles present in an image of different articles. We will apply regulated figuring out how to cause the framework to figure out how a human article is perceived by showing it with certain models. This model is going to take a shot at informational collections. The informational collections have a few examples that are consolidated to frame an outcome example and resultant example is investigation with the info and give results. Our Model is going to progressively exact with increasingly adjusted informational

indexes. Filled by the consistent multiplying pace of processing power at regular intervals, object

detection and acknowledgment has risen above from a recondite to a famous region of research in computer vision and one of the better and fruitful uses of picture examination and calculation based comprehension. On account of the inborn idea of the issue, computer vision isn't just a software engineering territory of research, yet in addition the object of neuro-logical and mental investigations, mostly due to the general supposition that progresses in computer picture preparing and understanding examination will give bits of knowledge into how our cerebrums work and bad habit stanza.

*Keywords:* Object detection. Object recognition, framework.

## I. Introduction

The objective of this article is to give a simpler human-machine collaboration routine when client verification is required through item discovery and acknowledgment. A machine can identify and perceive the article of an individual with the guide of an ordinary web camera; a custom login screen with the ability to channel client will be created depending on the item highlights of clients. The aims of this proposal are to give many identification calculations that can be bundled among the various processor designs that we find in machines (PCs) today in an efficiently versatile system. In any case, such estimates will provide a successful recognition rate of 95 per cent, out of which less than 3 per cent of the distinguished things are false positive is managed to extract and focus the item of the person for simplified recognition. Object Recognition where that recognized and prepared object is contrasted with a database of known objects, to choose who that individual is.

Since 2002, target identification can be carried out relatively quickly and efficiently with Intel's

Open Source Platform called OpenCV. This system has an optimized object detector that operates in about 90-95 percent of a individual looking forward to direct images from the camera. Nonetheless, defining a individual feature as viewed from an perspective is usually more difficult and often requires 3D Head Position Calculation. In comparison, lack of adequate illumination of an image will greatly boost the difficulties of recognizing an person, or enhance the contrast in the shadows of the object, or whether the picture is blurry, with the individual wears glasses etc. Nevertheless, object identification is much less accurate than object detection, with 30-70 per cent average precision. Object recognition has been a important research field since the 1990s, but as a stable user authentication method it is still a long scream. More methods are being developed increasingly each year.

The Eigen object technique is considered the easiest approach for effective object recognition although several other (much more complicated) methods or combinations of several methods are marginally more reliable. OpenCV was introduced by Gary Bradski at Intel in 1999 with the intention of growing advancement in and commercial computer vision applications around the world and, for Intel, creating a demand from such applications for ever more efficient computers. Vadim Pisarevsky joined Gary as Head of Intel's Russian OpenCV tech unit. Over time the OpenCV initiative moved on to other companies and other jobs. Many of the initial members ultimately wound up employed in robotics and made their way into Willow Workshop. In 2008, Willow Garage saw the need for accelerated creation of robotic perception capabilities in an open way that leverages the current study Eigen objects is considered the simplest type of appropriate object detection, while several other (much more complicated) methods or multiple device combinations are slightly more efficient.

Most assets on object acknowledgment are for fundamental Neural Networks, which normally don't fill in just as Eigen objects does. What's more, tragically there are just some fundamental clarifications for preferable sort of article acknowledgment over Eigen objects, for example, acknowledgment from video and different procedures at the Object Recognition Homepage or 3D Object Detection Wikipedia page and Active Appearance Models page. In any case, for different procedures, you should peruse some ongoing computer vision examine papers from CVPR and other computer vision gatherings. Most computer vision or machine vision meetings remember new advances for object identification and article acknowledgment that give somewhat better exactness. So for instance you can search for the CVPR10 and CVPR09 meetings.

## **II. General methodology**

The OD process essentially includes two different primary stages: the learning stage and the checking stage that occurs in Figure 2 that demonstrates the OD framework's ordinary working. For the classifier, the learning stage is primarily inferred with the intention that it perceives the artifacts present in the picture provided as a contribution to the system. Additionally, the learning stage may be assigned via the planning and learning through consent. Learning by planning mainly includes the preparing square where a legal learning program is defined, it appears to be component- or fix-based, and so forth. At that point, the object

format square uses the discovery's that were made beforehand to talk to the artifacts with different portrayals such as portrayal of histograms, subjective portrayal of timberlands, etc. Though then again, learning by acceptance square will not entail any sort of training, as previously accepted.

Consequently, in the wake of pre-processing the image, format coordination is legitimately performed which produces the highlights of an entity in the image. The fundamental explanation for the checking stage is to determine if an entity is accessible as knowledge in the picture provided to the system and at the event that it really has a position with at that point on which entity type it does. Here the picture is searched for an item by looking through various methods such as the sliding window process, and a decision is made on the object type according to the yield of the looking through program.

deviation. Using a pixel's neighborhood in the input picture will uncover new meaning for brightness.

#### **IV. Feature Extraction:**

The key aim is to simplify the picture by clearly remembering the required data and tossing out the extra information that is not essential for recognition. It uses the edge detection approach that can only maintain the critical details. It describes as a feature vector the reduced portion of an image. This method is used where the picture size is very growing.

Hence, the identification of photos becomes easier through this process. It starts from the already calculated details and features to provide some kind of knowledge encouraging the further measures.

#### **III. Preprocessing:**

It's the lowest level on summary. The system of preprocessing improves the accuracy of the image by eliminating or upgrading the redundant features for further processing. It resizes the image scale to  $448 * 448$ , and also normalizes the contrast and brightness effect. The image is also cropped and resized in such a way that feature extraction is easy to do. The input pictures are pre-processed and the variations and lighting are really simple to normalise. The preprocessing step may be accomplished by subtracting the mean image intensity and dividing it by standard

## V. Detection in image:

The numerous object recognition segments are organized through a single neural network that uses highlights from the whole picture to predict a bounding frame. At the same moment, the jumping boxes for various groups are often expected. The neural network must now analyze the whole scene and the different artifacts in the image. The photo is a reference to the dividing system into a network of  $S \times S$  cells. On the off possibility that our picture's focal point slips into a system container, it's liable for breaking the entity down. B bounding boxes are projected by a System Box. A bounding box is a square shape which encloses an entity. Each crate has a score of confidence added to it, which indicates a rating indicating the degree to which it is likely that the case really encases any item. This score does not express something regarding the concept idea in the case to us. In case there is no entity inside a cell. The ranking on confidence is zero. The cell also determines a class for each jumping box from all the possible groups in our dataset. The confidence score for a container and class assumption are combined in a lone score that indicates to us the likelihood that this unique bounding box holds a certain category of item. Every Bounding Box has five parameters:  $x$ ,  $y$ ,  $w$ ,  $h$ , and health. The  $x$  and  $y$  promote referring to the moving box's focal point. For the picture, the width ( $w$ ) and tallness ( $h$ ) are expected, and the certainty score is also anticipated. For the PASCAL VOC dataset, a  $7 \times 7$  matrix is utilized for example  $S=7$  and 2 jumping boxes for every cell for example  $B=2$ . As the PASCAL VOC has 20 classes so  $C=20$ . Subsequently, our last forecast is  $7 \times 7 \times 30$  tensor. As there are  $7 \times 7 = 49$  network cells and 2 jumping boxes for every cell, the complete number of bounding boxes ends up being 98. The greater part of these have exceptionally low certainty scores and are consequently disposed of.

## VI. Design:

For our development a convolutionary neural network is used. A neural convolution machine is like a traditional neural network, including neurons and loads for each neuron. Whereas a standard neural net is not well-scale to accept complete pictures as data, a convolutionary neural network will accept big pictures as information and their architecture is designed in the same way. For a convolutionary neural net, three main layers are used: Convolutionary Layer, Pooling Layer, and Fully-Connected Layer. The underlying layers of the neural net are used to illustrate extraction whilst the entirely related layers predict the paths and the probability of yield. This framework has 24 convolutionary preliminary layers and 2 completely connected layers. At long last, an info picture (resized to  $416 \times 416$  pixels) is passed to the convolutional neural net in a solitary pass, which comes out as a  $7 \times 7 \times 30$  tensor, portraying the jumping boxes for network cells. The last scores for the bounding boxes are determined and the ones having low scores are disposed of.

## VII. Dataset

The 2007 PASCAL VOC (visual object groups) is a dataset comprising 9,963 photographs that belong to 20 specific classes.

The classes given below are:

- Person: person.
- Vehicles: bike, motorbike, transport, vehicle, train, vessel, aeroplane.
- Creatures: winged animal, cat, dog, dairy animals, sheep, horse.
- Indoor objects: bottle, television/screen, seat, dining table, couch, indoor plant.

Here is a sample picture displaying a single entity in each of the 20 separate groups-

## VIII. Existing system:

Object detection strategies can be gathered in five classifications, each with benefits and negative marks: while some are increasingly powerful, others can be utilized continuously frameworks, and others can be handle more classes, and so on. Table 1 gives a subjective correlation.

### 1. Coarse-to-Fine and Boosted Classifiers

most prominent work in this area is the classifier of courses funded by Viola and Jones (2004). It works by skillfully ignoring image corrections in a test / channels series that don't suit the feature. For supported classifiers, courses strategies are widely associated for two basic reasons: (i) boost provides an additional material classifier, making it impossible to monitor the difficulty of each step of the course, and (ii) during training, boosting can often be used to highlight the option, allowing the use of massive

(parametric) high classes. Naturally, a coarse-to-fine classifier is generally the principal type of classifier to be considered when skill is a key precondition.

### 2. Dictionary Based

The strongest pattern in this grouping is the Word Bag methodology [e.g., Serre et al. Mutch (2005) and Lowe (2008)]. This technique is basically designed to recognize a single object with each file, but it is possible to differentiate the rest of the objects [e.g., Lampert et al. (2009)]]]. Two problems with this approach are that the instance of two instances of the article appearing next to each other can not be dealt with correctly, and the containment of the item may not be correct.

### 3. Deformable Part-Based Model

This method takes into account descriptions of



persons and pieces, and their relative location. Overall it is more reliable than other methods, but it is also time-consuming and incapable of classifying artifacts that exist on small scales. Although there are recent practical approaches (Felzenszwalb et al. , 2010b), deformable structures can be tracked (Fischler and Elschlager, 1973). Work is related between Felzenszwalb et al. (2010a) and Yan et al. .. Divvala and others. (2014), where a effective assessment of the deformable part-based model is carried out using a coarse-to-fine cascade process for quicker assessment. (2012), which analyzes the importance of incomplete models and other items. [e.g.,Azizpour and Laptev (2012),Zhu and Ramanan (2012), andGirshick et al. (2014)].

#### 4. Deep Learning

In this family one of the primary effective techniques depends on convolutionary neural systems (Delakis and Garcia, 2004). The key distinction between this and the above methodologies is that the component portrayal is discovered in this methodology as opposed to being planned by the client, but with the disadvantage that the preparation of the classifier requires a huge number of preparatory tests. Late strategies incorporate Dean et al. (2013), Huval et al. (2013), Ouyang and Wang (2013), Sermanet et al. (2013), Szegedy et al. (2013), Zeng et al. (2013), Erhan et al. (2014), Zhou et al. (2014), and Ouyang et al. (2015).

#### 5. Trainable Image Processing Architectures

In such structures, the parameters of predefined administrators and the mix of the administrators are found out, some of the time thinking about a theoretical thought of wellness. These are broadly useful designs, and along these lines they can be utilized to assemble a few modules of a bigger framework (e.g., object recognition, key point indicators and object detection modules of a robot vision framework). Models incorporate trainable COSFIRE channels (Azzopardi and Petkov,

2013, 2014), and Cartesian Genetic Programming (CGP) (Harding et al., 2013; Leitner et al., 2013).

#### IX. Proposed system

To improve the recognition execution, there are numerous things that can be improved here, some of them being genuinely simple to actualize. For instance, you could include shading handling, edge detection, and so forth. You can generally improve the object recognition precision by utilizing more info pictures, at any rate 50 for every individual, by taking more photographs of every individual, especially from various points and lighting conditions. In the event that you can't take more photographs, there are a few basic procedures you could use to get more is that at the core of the calculation, it is coordinating pictures by essentially doing what might be compared to taking away the testing picture with a preparation picture to perceive how comparative they are. This would work genuinely well if a human performed it, yet the computer just thinks as far as pixels and numbers. So on the off chance that you envision that it is taking a gander at one pixel in the test picture, and taking away the dim scale estimation of that pixel with the estimation of the pixel in the EXACT same area of each preparation picture, and the lower the distinction then the better the match. So in the event that you simply move a picture by a couple of pixels over, or utilize a picture that is only a couple of pixels greater or has a couple of a bigger number of pixels of the temple appearing than the other picture, and so on, at that point it will think they are totally various pictures! This is additionally obvious if the foundation is extraordinary, in light of the fact that the code doesn't have the foggiest idea about the contrast among foundation and closer view (object), which is the reason its imperative to edit away as a significant part of the foundation as possible, for example, by just utilizing a little segment inside the object that does exclude any foundation whatsoever. Since the pictures ought to be

consummately adjusted, it really implies that as a rule, utilizing little low-res pictures, (for example, by contracting the pictures to thumbnail size) can give preferred recognition results over huge hello there res pictures! Additionally, if the pictures are superbly calibrated, on the unlikely risk that the picture of the game is much darker than the picture of the rehearsal, at this stage it would at present assume there is not quite a contest. Histogram Equalization can help a lot of the time but in different cases it can also exacerbate the situation, so contrasts in lighting are an uncomfortable and fundamental issue. For example, if there was a shadow in the planning picture on the left of the nose and the advantage in the test picture then that would always trigger a awful match, and so on. That's why recognition of objects is moderately simple to do on the off chance you're preparing on someone and immediately at that point.

## X. Implementation Details

The main aim is actualized in python 3. Tensor flow was utilized for preparing the profound system and OpenCV was utilized for picture pre-handling.

The device requirements for the model being trained and tested are specified as follows: Processor-Intel Core i7-7700 3.60 GHz, RAM8 Gb, GPU-Nvidia 1050ti.

### 1. Pre-processing

The annotated data is presented in xml format, and is interpreted and processed along with the pictures in a pickle le such that it can be easier to interpret. The images are also resized to a fixed size.

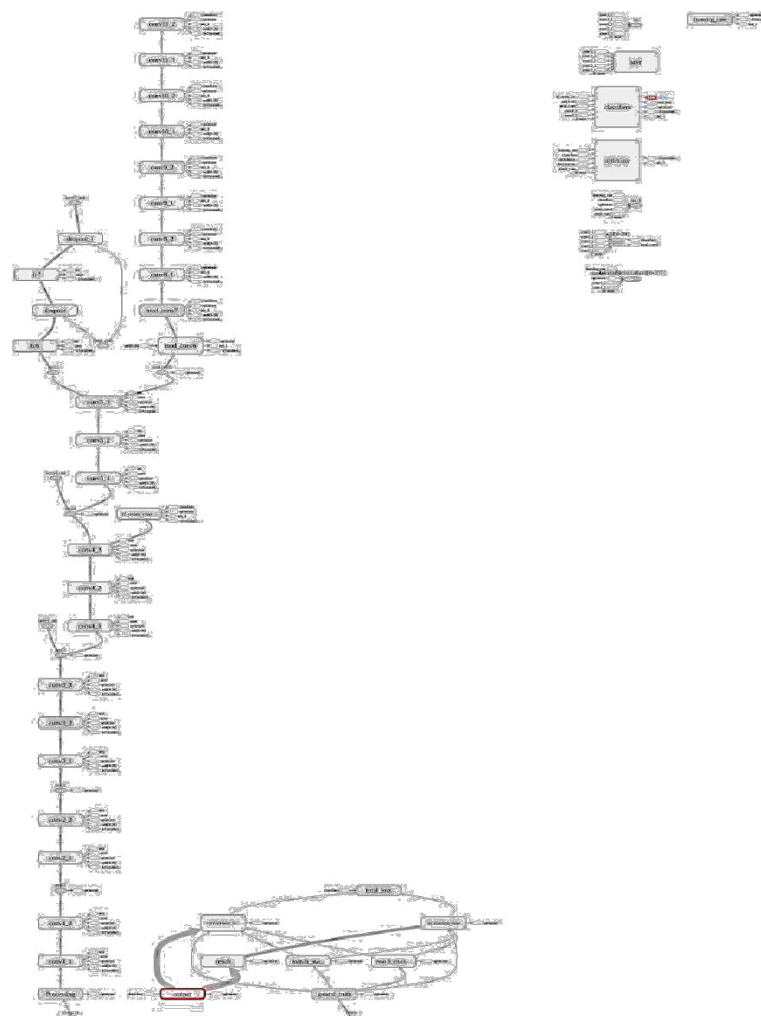
### 2. Network

The layout consists of the base network originating from the VGG network and then the modified convolution layers for ne-tuning, and then the networks of the classifier and locator. This generates a deep network that is educated on the dataset from end to end.

## Source Code

```
from imageai.Detection import ObjectDetection
import os
execution_path = os.getcwd()
detector = ObjectDetection()
detector.setModelTypeAsRetinaNet()
detector.setModelPath(
    os.path.join(execution_path ,
        "resnet50_coco_best_v2.0.1.h5"))
detector.loadModel()
detections = detector.detectObjectsFromImage(input_image=
    os.path.join(execution_path , "image.jpg"),
    output_image_path=os.path.join(execution_path , "imagenew.jpg"))
for eachObject in detections:
    print(eachObject["name"] , " : " , eachObject["percentage_probability"]
    )
```

## XI. Architecture Diagrams



The network used in this project is based on Single shot detection (SSD) .The architecture is

shown in Fig.7 .

The SSD usually begins with a configuration of the VGG, which is transformed into a completely convoluted network. We then add some extra convolutionary layers which help handle larger artifacts. A 38x38 function map (conv4 3) is the performance at the VGG network. The added layers generate function maps of 19x19, 10x10, 5x5, 3x3 and 1x1. All these maps of features are used to predict bounding boxes at different scales (later layers responsible for larger objects).

Any of the activations are passed on to the subnetwork, which serves as a classifier and locator.

Anchors (collection of boxes overlaid on image at different spatial locations, scales and aspect ratios) act as reference points on ground truth images as shown in Fig. 9.

○A model is trained to make two predictions

for each anchor: ○A  
discrete class ○A  
continuous ○ set by  
which the anchor needs  
to be shifted to t the  
ground-truth bounding  
box.

During SSD preparation, land annotations of truth fit with anchors. Every feature map (cell) part has a number of anchors to it. A match is known to be any anchor with an IoU (jaccard distance) greater than 0.5.



## **XII. Challenges faced in object recognition**

Change in size, editing out the foundation are a portion of the variables impacting the exactness of the framework. The exactness of the model may change by scaling the picture. Modifying Brightness and Contrast of the picture may likewise make it hard for the framework to perceive the objects in the picture. There might be situations when the object probably won't be noticeable enough for the framework to remember it. The Object Recognition System must deal with these instances of low perceivability. The framework may flop in situations where comparative objects happen in gatherings and are excessively little in size. Different lightning conditions and shadows in the picture may likewise present trouble for the framework to perceive the object.

## **XIII. Applications of object detection and recognition**

1. Self-Driving Cars-Self Driving Cars may utilize Object detection and recognition framework to recognize people on foot and vehicles on the streets and afterward settle on the reasonable choice in agreement.
2. Face Detection-Another use of Object detection and recognition is Face Detection .e.g.- Facebook perceives individuals before they are labeled in pictures.
3. Clinical Science-Object Detection and recognition framework may assist Medical science with detecting illnesses. For e.g.- Detecting Tumors and different malignancies.
4. Content Recognition-Text recognition manages perceiving letters/images, singular words and arrangement of words. Ex- Recognizing penmanship of an individual.

5. Hand Gesture Recognition-Hand Gesture Recognition manages recognition of hand postures, and communications via gestures

## **XIV. Comparison with other detection systems**

1. This model has been contrasted and other Detection Systems, for example, RCNN (Region based Convolution Neural Network), FASTER RCNN, SDD (Single Shot Detector) utilizing PASCAL VOC 2007 dataset. RCNN-RCNN utilizes Selective Search to make the Bounding Boxes. RCNN takes a gander at the picture through windows of various sizes . It removes the locale recommendations and afterward pass them however the CNN to produce CNN highlights. Finally it includes SVM(support vector machine) which helps in arranging whether there is an object in the area proposed ,and in the event that indeed, at that point what object it is .RCNN creates around 1800-1900 jumping boxes, while our framework delivers just around 100 which is far not as much as that delivered in RCNN.
2. Quicker RCNN-FASTER RCNN is like RCNN with the exception of that it utilizes ROIPOOL (Region of intrigue Pooling).It runs the CNN just once per picture and offers its calculation to other sub areas. Quicker RCNN in this manner utilizes just one go of the first picture. It can likewise be utilized for district recommendations. It has mAP of around 70. Its downside is continuous execution, which this model survives.

## Result




Table 2 Detection results

The results on custom dataset are shown in Table 3.




Table 3: Detection results on custom dataset

The System handles illumination variations thus providing a robust detection. In Fig. 10 the same person is standing in the shade and then in the sunny environment.



Figure 10: Detection robust to  
Illumination variation

Occlusion does, however, create a detection problem. As illustrated in Fig. 11, Birds that are occluded are not detected correctly. Often occupied by bigger objects when present together with tiny objects as seen in Fig 12. That may be the explanation that smaller items are less reliable on average as opposed to larger items. That was mentioned in the next segment.





Figure 11: Occlusion

## Future Scope

1. Structure and recreation of complex video grouping and test them utilizing same following calculation.



Expanding the quantity or the object help to distinguish the effectiveness also, usefulness of the following calculation.

2. Weight parameters are should have been included for singular power levels of each pixel. In a picture, if a force esteem is appointed as closer view dependent on the current casing then it has less likelihood that frontal area likewise has comparable pixel facilitate so that BG weightage for the pixel is set to the base than the introductory worth. Through including weightage lower than the underlying worth gives the bit of leeway of expelling the old pixel esteem with least likelihood as opposed to the advanced scene.
3. Need to center towards upgrading the fluctuation information of each channel dependent on the Mahalanobis separation figuring. By this, can ready to embrace an adjustment in the quick scene through Euclidean separation calculation.

## Conclusion:

This paper presents the audit of the different strategies for identifying objects in pictures just as in recordings. The procedure of OD is grouped into five significant classifications in particular Sliding window-based, form based, diagram based, fluffy based and setting based. Aside from this, different methodologies that are utilized for distinguishing objects like the shape-based detection and Steiner tree-based are likewise summed up.

An exact and productive object detection framework has been created which accomplishes comparable measurements with the current cutting edge framework. This venture utilizes ongoing strategies in the field of PC vision and profound learning. Custom dataset was made utilizing marking and the assessment was reliable. This can be utilized continuously applications which require object detection for pre-handling in their pipeline. One significant focus will be to prepare the machine

for use in monitoring applications on a video series. Adding a temporally stable network will make for seamless detection and more efficient detection than per-frame detection.

## References

- [1] *Karen Simonyan and Andrew Zisserman*. Very deep convolutional networks for largescale image recognition. arXiv preprint arXiv:1409.1556, 2
- [2] *Ross Girshick*. Fast R-CNN. In International Conference on Computer Vision (ICCV), 2015.
- [3] *Shaoqing Ren, Kaiming He, Ross Girshick, and Jian Sun*. Faster R-CNN: Towards real-time object detection with region proposal networks. In Advances in Neural Information Processing Systems (NIPS), 2015.
- [4] *Joseph Redmon, Santosh Divvala, Ross Girshick, and Ali Farhadi*. You only look once: Uni ed, real-time object detection. In The IEEE Conference on Computer Vision and Pattern Recognition (CVPR), 2016.
- [5] *Wei Liu, Dragomir Anguelov, Dumitru Erhan, Christian Szegedy, Scott Reed, Cheng-Yang Fu, and Alexander C. Berg*. SSD: Single shot multibox detector. In ECCV, 2016.
- [6] *Ross Girshick, Je Donahue, Trevor Darrell, and Jitendra Malik*. Rich feature hierarchies for accurate object detection and semantic segmentation. In The IEEE Conference on Computer Vision and Pattern Recognition (CVPR), 2014.
- [7] [https://en.wikipedia.org/wiki/Object\\_recognition\\_system#References](https://en.wikipedia.org/wiki/Object_recognition_system#References)
- [8] <https://www.upwork.com/hiring/forclients/pros-cons-object-recognition-technology-business/>
- [9] *Jifeng Dai, Yi Li, Kaiming He, Jian Sun*. R-FCN: Object Detection via Region-based Fully Convolutional Networks. arXiv:1605.06409v2 [cs.CV] 21 Jun 2016
- [10] *Sandeep Kumar, Aman Balyan, Manvi Chawla*. Object Detection and Recognition in Images. 2017 IJEDR Volume 5, Issue 4, ISSN: 2321-9939
- [11] *Kartik Umesh Sharma and Nileshe Singh V. Thakur*. A review and an approach for object detection in images. Int. J. Computational Vision and Robotics, Vol. 7, Nos. 1/2, 2017

